

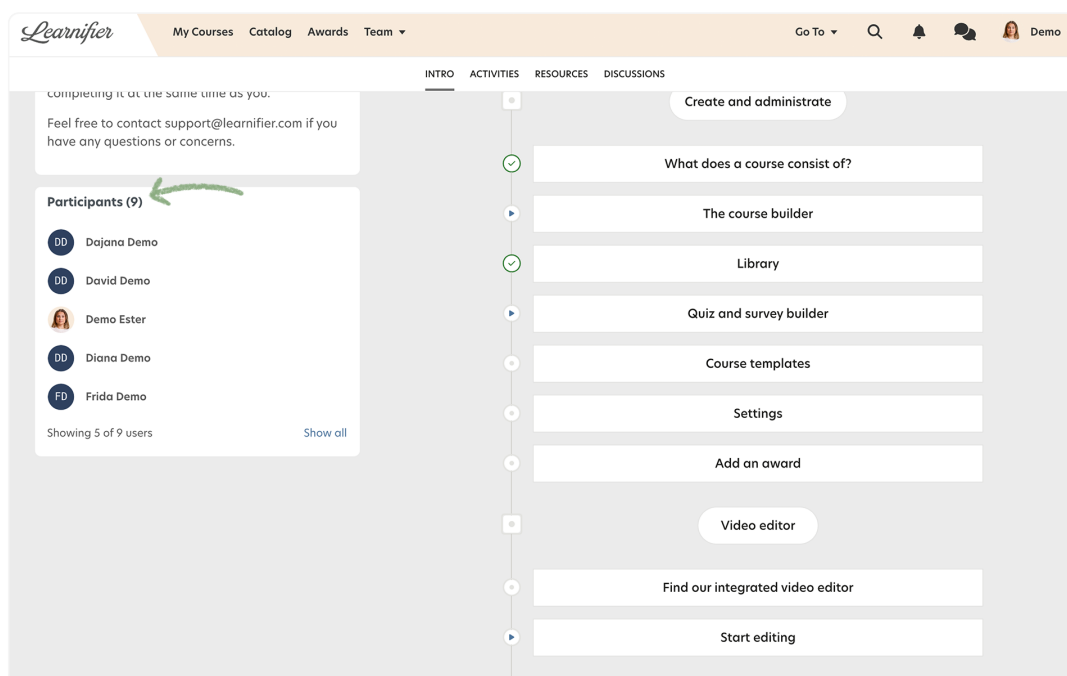
## Sosiale funksjoner

Ester Andersson - 2024-07-29 - Funksjoner

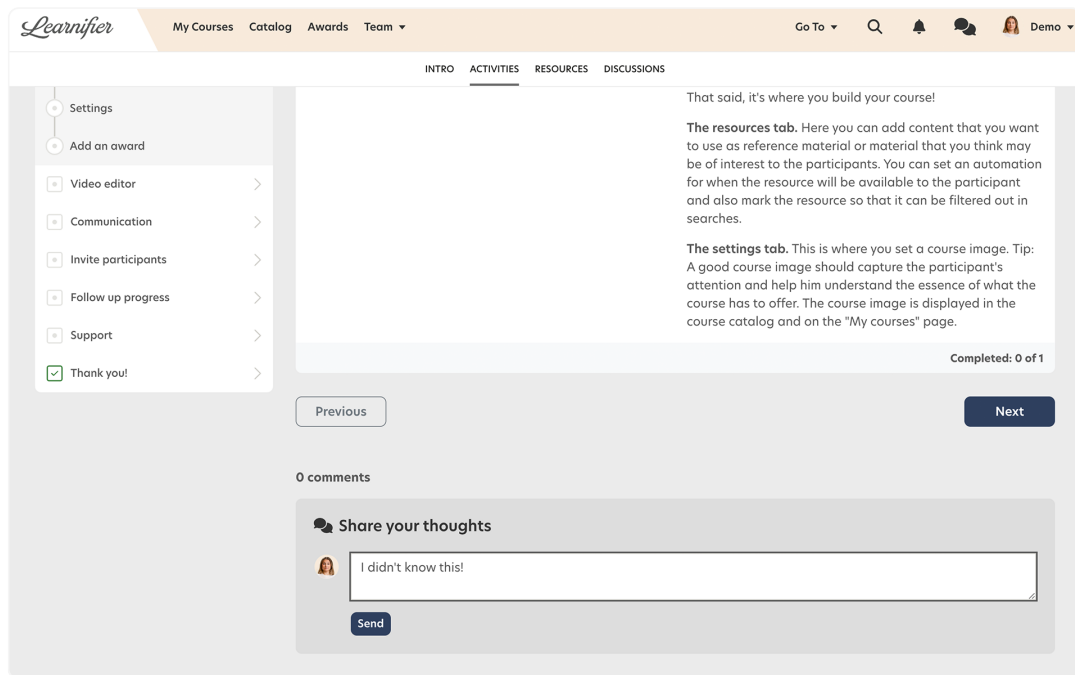
"Social Features" er en flott funksjon hvis du ønsker at deltakerne skal kunne samhandle med hverandre. Den finnes under fanen "Settings" i prosjektmenyen.

Hvis du har sosiale funksjoner aktivert (ON), vil følgende skje:

- En deltakerliste under fanen "Intro" i et kurs vil vises for alle deltakerne.

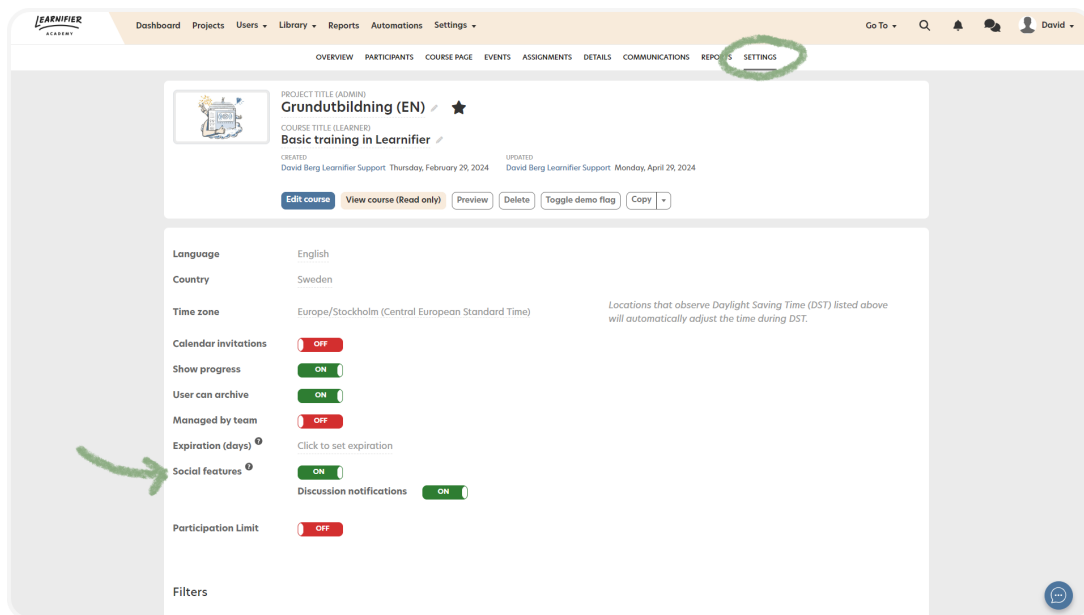


- Et diskusjonsforum med navnet "Share your thoughts" vil vises under alle aktivitetene i et kurs der deltakerne vil kunne skrive kommentarer.



## Innstillinger for sosiale funksjoner

Du kan aktivere eller deaktivere sosiale funksjoner i prosjektinnstillingene.



## Discussion notifications

Når sosiale funksjoner er aktivert, vil du også finne alternativet for å konfigurere varsler.

Ved å aktivere "Discussion notifications" vil deltakerne motta daglige e-postmeldinger som oppsummerer nye kommentarer.

LEARNIFIER  
CLERANT

Dashboard Projects Users Library Reports Automations Settings

Go To 🔍 📧 👤 David

OVERVIEW PARTICIPANTS COURSE PAGE EVENTS ASSIGNMENTS DETAILS COMMUNICATIONS REPORTS SETTINGS

PROJECT TITLE (ADMIN)  
**Grundutbildning (EN)** ★

COURSE TITLE (LEARNER)  
**Basic training in Learnifier**

CREATED: David Berg Learnifier Support Thursday, February 29, 2024  
UPDATED: David Berg Learnifier Support Monday, April 29, 2024

[Edit course](#) [View course \(Read only\)](#) [Preview](#) [Delete](#) [Toggle demo flag](#) [Copy](#)

Language	English
Country	Sweden
Time zone	Europe/Stockholm (Central European Standard Time) <small>Locations that observe Daylight Saving Time (DST) listed above will automatically adjust the time during DST.</small>
Calendar invitations	<input type="checkbox"/> OFF
Show progress	<input checked="" type="checkbox"/> ON
User can archive	<input checked="" type="checkbox"/> ON
Managed by team	<input type="checkbox"/> OFF
Expiration (days)	<a href="#">Click to set expiration</a>
Social features	<input checked="" type="checkbox"/> ON
Discussion notifications	<input checked="" type="checkbox"/> ON
Participation Limit	<input type="checkbox"/> OFF

Filters

